





District Health Assessment for Multiple District 13 through April 2025

		Clubs							Membership							Member Strength		Cancellation		Reports			Finance	Leadership			
District Name	Status/ Number of Months in Status *	Active Clubs	Clubs in Status Quo	Total Clubs	% Status Quo Clubs in Financial Suspension	New Clubs	Cancelled Clubs	YTD Net Club Gain/Loss	Current Members In Active Clubs	Current Members In Status Quo Clubs	Current Total Members Count	YTD Add	YTD Drop	YTD NetGrowth (includes Active and Status Quo)	YTD NetGrowth% (includes Active and Status Quo)	Member Count 12 Months Ago	Average Member Count Per Club	% of Clubs with less than 20 members	Average Cancelled Club Age	Members Lost Due to Cancelled Clubs	% of Clubs Reporting Service	% No MMR in 3 Months	% No Officer Report in 12 months	% of Clubs with balance 90+ days	Number of Zone Chairs Recorded	Number of Region Chairs Recorded	District Officers Vacancies **
13 OH1		49	0	49	0%	0	0	0	1357	0	1357	77	122	-45	-3.21%	1,411	28	43%	0	0	100%	47%	0%	2%	9	3	
13 OH2		53	0	53	0%	0	0	0	1631	0	1631	108	113	-5	-0.31%	1,673	31	28%	0	0	100%	40%	2%	6%	6	2	
13 OH3		49	0	49	0%	0	1	-1	1315	0	1315	73	120	-47	-3.45%	1,372	27	47%	80	0	100%	45%	0%	0%	8	2	
13 OH4		48	0	48	0%	0	2	-2	1257	0	1257	89	123	-34	-2.63%	1,309	26	40%	87	22	100%	44%	4%	0%	8	0	
13 OH5		49	0	49	0%	0	1	-1	1273	0	1273	113	116	-3	-0.24%	1,297	26	39%	25	0	100%	35%	0%	4%	7	2	
13 OH6		53	0	53	0%	1	1	0	1438	0	1438	136	124	12	0.84%	1,479	27	43%	51	0	100%	53%	0%	0%	7	2	
13 OH7	T(24)	46	0	46	0%	0	3	-3	1155	0	1155	85	122	-37	-3.10%	1,173	25	46%	43	28	98%	41%	0%	2%	7	2	
		347	0	347	0%	1	8	-7	9426	0	9426	681	840	-159	-1.66%	9,714	27	41%	57	50	100%	44%	1%	2%	52	13	




District Health Assessment for Multiple District 14 through April 2025

		Clubs							Membership							Member Strength		Cancellation		Reports			Finance	Leadership			
District Name	Status/ Number of Months in Status *	Active Clubs	Clubs in Status Quo	Total Clubs	% Status Quo Clubs in Financial Suspension	New Clubs	Cancelled Clubs	YTD Net Club Gain/Loss	Current Members In Active Clubs	Current Members In Status Quo Clubs	Current Total Members Count	YTD Add	YTD Drop	YTD NetGrowth (includes Active and Status Quo)	YTD NetGrowth% (includes Active and Status Quo)	Member Count 12 Months Ago	Average Member Count Per Club	% of Clubs with less than 20 members	Average Cancelled Club Age	Members Lost Due to Cancelled Clubs	% of Clubs Reporting Service	% No MMR in 3 Months	% No Officer Report in 12 months	% of Clubs with balance 90+ days	Number of Zone Chairs Recorded	Number of Region Chairs Recorded	District Officers Vacancies **
14 A		52	0	52	0%	1	0	1	1272	0	1272	121	105	16	1.27%	1,256	24	44%	0	0	33%	48%	2%	6%	11	0	
14 B	T(24)	28	0	28	0%	0	2	-2	596	0	596	43	83	-40	-6.29%	649	21	54%	83	35	71%	68%	0%	0%	4	0	2nd VDG,GMT
14 C	T(24)	43	0	43	0%	0	1	-1	1169	0	1169	97	88	9	0.78%	1,172	27	35%	86	17	84%	37%	0%	2%	7	0	
14 D	T(24)	42	0	42	0%	1	0	1	1207	0	1207	134	103	31	2.64%	1,191	29	38%	0	0	90%	45%	14%	2%	10	0	1st VDG
14 E	T(24)	28	0	28	0%	0	0	0	686	0	686	31	27	4	0.59%	688	25	39%	0	0	54%	61%	0%	11%	4	0	1st VDG,2nd VDG
14 F	T(24)	35	0	35	0%	0	1	-1	908	0	909	54	90	-36	-3.81%	944	26	40%	59	11	77%	43%	0%	0%	7	0	2nd VDG
14 G		54	0	54	0%	0	1	-1	1498	0	1498	117	95	22	1.49%	1,502	28	39%	71	7	76%	39%	0%	2%	12	0	
14 H	T(24)	26	0	26	0%	0	1	-1	630	0	630	45	57	-12	-1.87%	647	24	50%	81	9	23%	50%	4%	19%	0	0	2nd VDG
14 J	T(24)	26	0	26	0%	0	1	-1	696	0	696	57	70	-13	-1.83%	740	27	50%	73	14	23%	38%	0%	12%	7	0	1st VDG,2nd VDG
14 K	T(24)	27	0	27	0%	0	1	-1	709	0	709	47	68	-21	-2.88%	737	26	41%	36	18	74%	44%	7%	7%	4	0	1st VDG,2nd VDG,GST
14 L	T(24)	35	0	35	0%	0	3	-3	783	0	783	44	93	-49	-5.89%	833	22	46%	50	48	51%	57%	6%	14%	0	0	GLT,GMT,GST
14 M	T(24)	41	0	41	0%	1	0	1	1005	0	1005	77	85	-8	-0.79%	1,013	25	41%	0	0	46%	37%	0%	10%	7	1	2nd VDG
14 N	T(24)	37	0	37	0%	0	0	0	949	0	949	78	56	22	2.37%	943	26	43%	0	0	49%	54%	0%	5%	9	0	2nd VDG
14 P	T(24)	33	0	33	0%	0	1	-1	888	0	888	85	86	-1	-0.11%	906	27	30%	80	11	94%	39%	3%	0%	8	0	
14 T	T(24)	36	0	36	0%	0	1	-1	1123	0	1123	48	88	-40	-3.44%	1,181	31	19%	6	6	61%	28%	0%	6%	6	0	
14 U	T(24)	26	0	26	0%	0	0	0	831	0	831	59	64	-5	-0.60%	847	32	27%	0	0	62%	35%	8%	12%	6	0	




District Health Assessment for Multiple District 14 through April 2025

		Clubs							Membership							Member Strength		Cancellation		Reports			Finance	Leadership			
District Name	Status/ Number of Months in Status *	Active Clubs	Clubs in Status Quo	Total Clubs	% Status Quo in Financial Suspension	New Clubs	Cancelled Clubs	YTD Net Club Gain/ Loss	Current Members In Active Clubs	Current Members In Status Quo Clubs	Current Total Members Count	YTD Add	YTD Drop	YTD NetGrowth (includes Active and Status Quo)	YTD NetGrowth% (includes Active and Status Quo)	Member Count 12 Months Ago	Average Member Count Per Club	% of Clubs with less than 20 members	Average Cancelled Club Age	Members Lost Due to Cancelled Clubs	% of Clubs Reporting Service	% No MMR in 3 Months	% No Officer Report in 12 months	% of Clubs with balance 90+ days	Number of Zone Chairs Recorded	Number of Region Chairs Recorded	District Officers Vacancies **
14 W	T(24)	25	0	25	0%	0	0	0	580	0	580	46	35	11	1.93%	563	23	56%	0	0	60%	64%	0%	12%	6	0	
		594	0	594	0%	3	13	-10	15530	0	15531	1183	1293	-110	-0.70%	15,812	26	40%	62	176	61%	45%	3%	6%	108	1	




District Health Assessment for Multiple District 24 through April 2025

		Clubs							Membership							Member Strength		Cancellation		Reports			Finance	Leadership			
District Name	Status/ Number of Months in Status *	Active Clubs	Clubs in Status Quo	Total Clubs	% Status Quo Clubs in Financial Suspension	New Clubs	Cancelled Clubs	YTD Net Club Gain/Loss	Current Members In Active Clubs	Current Members In Status Quo Clubs	Current Total Members Count	YTD Add	YTD Drop	YTD NetGrowth (includes Active and Status Quo)	YTD NetGrowth% (includes Active and Status Quo)	Member Count 12 Months Ago	Average Member Count Per Club	% of Clubs with less than 20 members	Average Cancelled Club Age	Members Lost Due to Cancelled Clubs	% of Clubs Reporting Service	% No MMR in 3 Months	% No Officer Report in 12 months	% of Clubs with balance 90+ days	Number of Zone Chairs Recorded	Number of Region Chairs Recorded	District Officers Vacancies **
24 C	T(13)	50	0	50	0%	0	1	-1	1238	0	1238	101	129	-28	-2.21%	1,258	25	44%	72	0	74%	38%	0%	0%	12	0	
24 I		81	0	81	0%	0	1	-1	1594	0	1594	101	205	-104	-6.12%	1,717	20	67%	77	21	89%	47%	5%	7%	7	5	
24 L		79	0	79	0%	0	1	-1	2194	0	2194	186	191	-5	-0.23%	2,246	28	46%	83	7	68%	32%	0%	4%	14	5	
		210	0	210	0%	0	3	-3	5026	0	5026	388	525	-137	-2.65%	5,221	24	53%	77	28	78%	39%	2%	4%	33	10	



District Health Assessment for Multiple District 29 through April 2025

		Clubs							Membership							Member Strength		Cancellation		Reports			Finance	Leadership			
District Name	Status/ Number of Months in Status *	Active Clubs	Clubs in Status Quo	Total Clubs	% Status Quo Clubs in Financial Suspension	New Clubs	Cancelled Clubs	YTD Net Club Gain/Loss	Current Members In Active Clubs	Current Members In Status Quo Clubs	Current Total Members Count	YTD Add	YTD Drop	YTD NetGrowth (includes Active and Status Quo)	YTD NetGrowth% (includes Active and Status Quo)	Member Count 12 Months Ago	Average Member Count Per Club	% of Clubs with less than 20 members	Average Cancelled Club Age	Members Lost Due to Cancelled Clubs	% of Clubs Reporting Service	% No MMR in 3 Months	% No Officer Report in 12 months	% of Clubs with balance 90+ days	Number of Zone Chairs Recorded	Number of Region Chairs Recorded	District Officers Vacancies **
29 L	T(24)	46	0	46	0%	0	0	0	928	0	928	69	126	-57	-5.79%	985	20	57%	0	0	43%	46%	2%	7%	7	0	
29 C	T(24)	45	0	45	0%	0	3	-3	860	0	860	56	93	-37	-4.12%	888	19	56%	76	41	33%	62%	13%	20%	5	1	1st VDG,2nd VDG,GLT,GMT ,GST
29 I		54	0	54	0%	0	1	-1	1383	0	1383	51	105	-54	-3.76%	1,448	26	43%	6	14	63%	57%	7%	13%	8	0	2nd VDG
		145	0	145	0%	0	4	-4	3171	0	3171	176	324	-148	-4.46%	3,321	22	51%	59	55	48%	55%	8%	13%	20	1	

* - District Status: P - Provisional, T - Transitional.

** - District Officers Vacancies: DG - District Governor, 1st VDG - First Vice District Governor, 2nd VDG - Second Vice District Governor.